

## Rotary valve type B-S/B-EXS

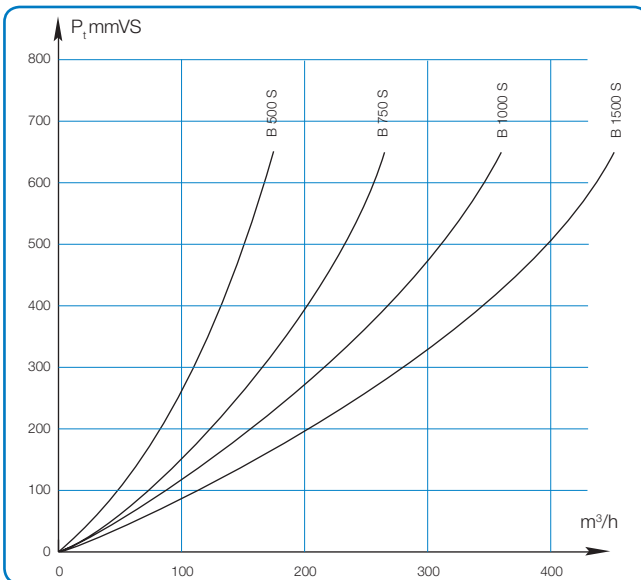
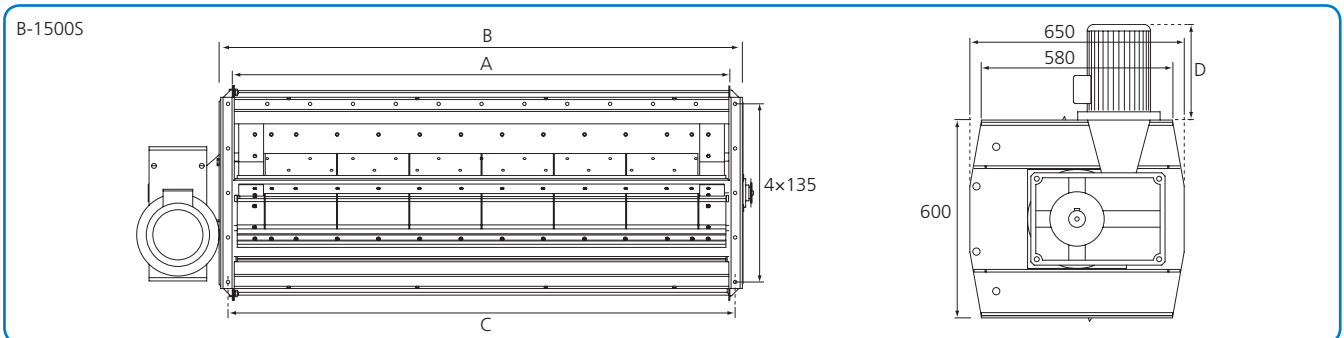
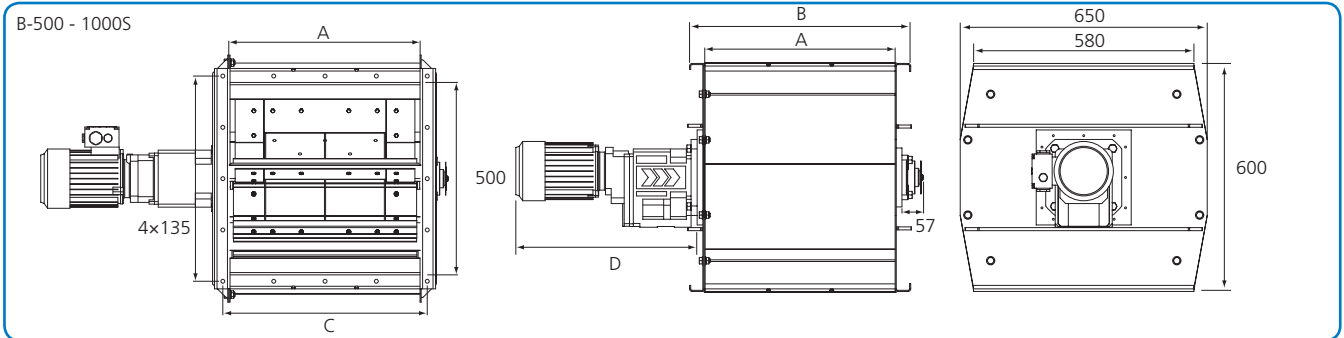


Diagram states loss through rotary valve depending on pressure conditions.

Rotary valves type B-S/B-EXS are fitted with an 8-bladed rotor with hard-wearing rubber blades bolted to the rotor shaft plate profiles.

The rotor is separated from the rotor housing by felt ring. The shaft is suspended on bearings and connected directly to the gear motor.

The rotor is made of 2 mm plate and can be supplied with a range of different rubber blades, e.g.:

- Neoprene rubber blades for max. temp. 80 °C and min. temp. -40 °C
- Silicone rubber blades for max. temp. 250 °C and min. temp. -60 °C

### Rotation sensor

Supplied as standard ready for fitting of rotation sensor.

B-S rotary valve is ATEX-approved for category 2D.

B-EXS rotary valve is ATEX-approved for category 1D safety system, see page 52 ref. EXS control system.

Dimensions					
Type	A mm	B mm	D mm	C mm	Weight kg
B-500S	500	580	525	4 × 135	140
B-750S	750	830	525	5 × 158	185
B-1000S	1000	1080	610	8 × 130	260
B-1500S	1500	1580	296	12 × 130	480
B-500EXS	500	580	525	4 × 135	140
B-750EXS	750	830	525	5 × 158	185
B-1000EXS	1000	1080	610	8 × 130	260

Dimensions				
Type	Motor output kW	Ampere consumption at 400 V	min <sup>-1</sup>	Capacity 50% full m <sup>3</sup> /h
B-500S	0,75	1,82	16	60
B-750S	0,75	1,82	16	90
B-1000S	1,10	2,50	16	120
B-1500S	2,20	4,85	16	180